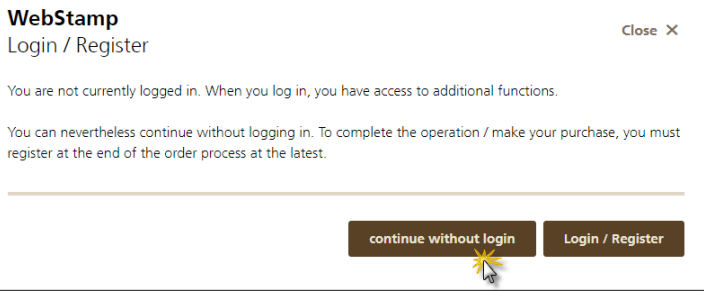


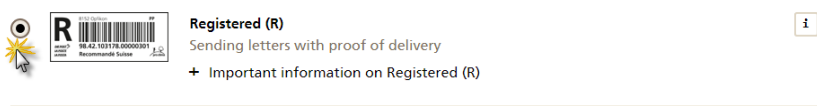
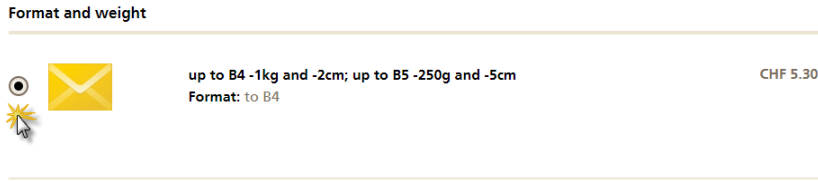


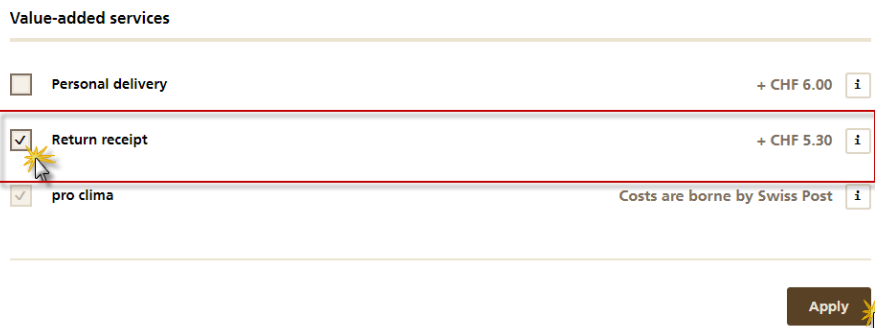


## WebStamp for CLN Services

1. Go to <a href="https://webstamp.post.ch/">https://webstamp.post.ch/</a>	
2. Continue without login if you don't have an account, otherwise log in.	 <p><b>WebStamp</b> Login / Register <span>Close X</span></p> <p>You are not currently logged in. When you log in, you have access to additional functions.</p> <p>You can nevertheless continue without logging in. To complete the operation / make your purchase, you must register at the end of the order process at the latest.</p> <p><a href="#">continue without login</a> <a href="#">Login / Register</a></p>
3. Create Webstamp	 <p>Next steps</p> <p><a href="#">Create WebStamp</a></p>
4. Select the Domestic option	 <p><b>Domestic</b> Arrives quickly at recipients in Switzerland</p>
5. Select Registered	 <p><b>Registered (R)</b> Sending letters with proof of delivery + Important information on Registered (R)</p>
6. Select the following format and weight	 <p><b>Format and weight</b></p> <p><input checked="" type="radio"/>  up to B4 -1kg and -2cm; up to B5 -250g and -5cm Format: to B4 <span>CHF 5.30</span></p>
7. Select the "Return receipt" option   <b>IMPORTANT and REQUIRED</b>	 <p><b>Value-added services</b></p> <p><input type="checkbox"/> Personal delivery <span>+ CHF 6.00</span> <span>i</span></p> <p><input checked="" type="checkbox"/> <b>Return receipt</b> <span>+ CHF 5.30</span> <span>i</span></p> <p><input checked="" type="checkbox"/> pro clima <span>Costs are borne by Swiss Post</span> <span>i</span></p> <p><a href="#">Apply</a></p>
8. Continue the step by step instructions and print your stamp on a label or paper.	